

TEST REPORT

Client: Lotus & Windowcare, Inc
6225 Global Drive, Ste 110
Memphis, TN 38141
Attention: Tyler White
E-Mail: twhite@lotusblind.com

Sample Description as Declared :

Sample Description : 1" Aluminum Mini Blind
Supplier / Manufacturer Name Lotus & Windowcare, Inc
Style # : AMX3672WH
Age Grade: Not Provided
No. of Sample: 2
End Use: Home Goods
Country of Origin : Vietnam
Sample Received Date: January 10, 2023
Final Confirmation Received Date: February 16, 2023
Report Completion Date: March 1, 2023

OVERALL CONCLUSION:

<u>Standard</u>	<u>Result</u>
1. Inspection for the Window Covering Manufacturing Association (WCMA) 'Best for Kids' Program	1. Eligible
2. Total Lead Content in Paint and Surface Coatings	2. Pass
3. Total Lead Content in Non-Metal Substrates	3. Pass
4. Total Lead Content in Metal Substrates	4. Pass



For and on behalf of Intertek :

Intertek

545 E Algonquin Road, Suite H
Arlington Heights, Illinois 60005
Telephone: 847-871-1020 Fax: 847-439-6156



AT-1348

TEST RESULTS:

**1. Inspection for the Window Covering Manufacturing Association (WCMA)
'Best for Kids' Program**

Test Method: WCMA/ANSI A100.1, visual check and testing per Appendix C and D.

Results:





Requirement / Limit	Comments / Rating
<p>Visual Check/ ANSI/WMCA A100.1 S The window covering product shall not have any operating cords. If product contains an operating cord no further testing is required and product is not eligible for the WCMA 'Best for Kids' Program</p> <p>Test 1: It shall have no inner cords. Inner cords shall include breakaways, tie downs or cleats.</p> <p>Test 2: The inner cords shall not be accessible in accordance with Appendix C of the current version of ANSI/WCMA A100.1.</p> <p>Test 3: If accessible inner cords are present in products with no operating cords, the accessible inner cords cannot create a hazardous loop in accordance with Appendix D of the current version of ANSI/WCMA A100.1, or in any way create a potential wrap around hazard.</p>	<p><input type="checkbox"/> Eligible <input checked="" type="checkbox"/> Not Eligible</p> <p>Comments: Inner cords present.</p>
<p>Accessible Cord, Appendix C</p> <p>Open Construction:</p> <ul style="list-style-type: none"> • If the inner cord accessibility probe can touch any cords before reaching the 2 in (51 mm) diameter section the cords are considered accessible and must be tested to Appendix D: Hazardous Loop Test Procedure • If the 2 in (51 mm) diameter section of the inner cord accessibility probe can be inserted into any opening then the cords are considered accessible and must be tested in Appendix D: Hazardous Loop Test Procedure <p>Closed Construction:</p> <ul style="list-style-type: none"> • If the inner cord accessibility probe can touch any cords before reaching the 4 in (102mm) diameter section the cords are considered accessible and must be tested to the Appendix D: Hazardous Loop Test Procedure • If the 4 in (102 mm) diameter section of the inner cord accessibility probe can be inserted into any opening then the cords are considered accessible and must be tested to Appendix D: Hazardous Loop Test Procedure 	<p><input type="checkbox"/> Eligible <input checked="" type="checkbox"/> Not Eligible <input type="checkbox"/> N/A</p> <p>Comments: Inner cords are accessible</p>

Requirement / Limit	Comments / Rating
<p>Cord Shroud Accessibility Test with Cord Shroud Accessibility Probe</p> <ul style="list-style-type: none"> If the cord shroud accessibility probe cannot be inserted between the cord shroud and inner lift cord(s) without intricate manipulation, the cords will be tested as an assembly in accordance with Appendix D: Hazardous Loop Test Procedure. If the cord shroud accessibility probe can be inserted between the cord shroud and inner lift cord(s) without intricate manipulation, both are deemed accessible and will be tested individually in accordance with Appendix D: Hazardous Loop Test Procedure. 	<p> <input type="checkbox"/> Eligible <input type="checkbox"/> Not Eligible <input checked="" type="checkbox"/> N/A Comments: </p>
<p>Hazardous Loop Test – Appendix D</p> <ul style="list-style-type: none"> If the head probe cannot pass through the loop under the test conditions, the opening is not a hazardous loop. If the head probe can pass through the loop under the test conditions, the loop is considered a hazardous loop. 	<p> <input checked="" type="checkbox"/> Eligible <input type="checkbox"/> Not Eligible <input type="checkbox"/> N/A Comments: Hazardous loop not created </p>

Conclusion: Eligible

Comments:

Measured Dimensions: 35.5in (Width) x 72in (Height)

Sample Photo		Appendix C	Appendix D
			

2. Total Lead Content in Paint and Surface Coatings

Test Method: CPSC-CH-E1003-09.1 Standard Operating Procedure for Determining Lead (Pb) in Paint and Other Similar Surface Coatings (Modified).

Tested By: ICP

Requirement:

16 CFR 1303 BAN OF LEAD-CONTAINING PAINT AND CERTAIN CONSUMER PRODUCTS BEARING LEAD-CONTAINING PAINT.

Consumer Product Safety Improvement Act, Section 101 Total Lead Content in Paint and Other Similar Surface Coatings. Each accessible component shall not contain more than 90 ppm of lead in children’s products.

Client requirements: Reference Protocol.

ANSI/WCMA A100.1-2018, Section 4.1 – Lead Content – CPSC Method

(only required for components 12 inches or more below the bottom of the head rail).

4.1 Allowable Lead Content: Exterior components of the window covering which are 12 in (31 cm) or more below the bottom of the Headrail shall be produced with no more than 0.01% lead by weight (100 ppm) and follow the methodology and exemptions described in the Consumer Product Safety Improvement Act of 2008, Public Law 110-314, 122 Stat. 3016, and regulations promulgated thereunder.

Test Results:

Component Number	Sample Description	Results (ppm)	CPSIA Limit (ppm)
1	White Coating (On Metal Bottom Rail)	<10.0	90 / 100
2	White Coating (On Metal Slats)	<10.0	90 / 100

Conclusion:

CPSIA requirements: PASS

3. Total Lead Content in Non-Metal Substrates

Test Method: CPSC-CH-E1002-08.3 Standard Operating Procedure for Determining Total Lead (Pb) in Non-metal Children’s Products (Modified).

Tested By: ICP

Requirement:

Consumer Product Safety Improvement Act, Section 101 Total Lead Content in Substrates. Each accessible component shall not contain more than 100 ppm of lead in children’s products.

Client requirements: Reference Protocol.

ANSI/WCMA A100.1-2018, Section 4.1 – Lead Content – CPSC Method

(only required for components 12 inches or more below the bottom of the head rail).

4.1 Allowable Lead Content: Exterior components of the window covering which are 12 in (31 cm) or more below the bottom of the Headrail shall be produced with no more than 0.01% lead by weight (100 ppm) and follow the methodology and exemptions described in the Consumer Product Safety Improvement Act of 2008, Public Law 110-314, 122 Stat. 3016, and regulations promulgated thereunder.

Test Results:

Component Number	Sample Description	Results (ppm)	CPSIA Limit (ppm)
1	White Plastic (End Caps of Bottom Rail)	<10.0	100
2	Off-White Plastic (Grommets of Bottom Rail)	<10.0	100
3	Clear Plastic (Grommets of Bottom Rail)	<10.0	100
4	Clear Plastic (Wand)	<10.0	100
5	Clear Plastic (Hold-Down Brackets)	<10.0	100

Conclusion:

CPSIA requirements: PASS

4. Total Lead Content in Metal Substrates

Test Method: CPSC-CH-E1001-08.3 Standard Operating Procedure for Determining Total Lead (Pb) in Children’s Metal Products (Including Children’s Metal Jewelry).

Requirement:

Consumer Product Safety Improvement Act, Section 101 Total Lead Content in Substrates Each accessible component shall not contain more than 100 ppm of lead in children’s products.

Exception: Copper-based alloys shall not contain more than 40,000 ppm of lead when it is used in electronics.

Client Requirements: Reference Protocol.

ANSI/WCMA A100.1-2018, Section 4.1 – Lead Content – CPSC Method

(only required for components 12 inches or more below the bottom of the head rail).

4.1 Allowable Lead Content: Exterior components of the window covering which are 12 in (31 cm) or more below the bottom of the Headrail shall be produced with no more than 0.01% lead by weight (100 ppm) and follow the methodology and exemptions described in the Consumer Product Safety Improvement Act of 2008, Public Law 110-314, 122 Stat. 3016, and regulations promulgated thereunder.

Test Results: Circle appropriate limit for CPSIA

Component Number	Component Description	Results (ppm)	CPSIA Limit (ppm)
1	Metal without Coatings (Bottom Rail)	<40.0	100/40,000
2	Metal without Coatings (Slats)	<40.0	100/40,000
3	Silvery Metal (Screws for Hold-Down Brackets)	<40.0	100/40,000

Conclusion:

CPSIA Requirements: PASS

The test results stated in this report relate only to the item(s) tested. This test report may not be reproduced except in full, without written approval of Intertek.

.....

*If you need assistance in interpreting these results or if you have any questions,
please feel free to call Customer Service Department*

This report is made solely on the basis of your instructions and/or information and materials supplied by you. It is not intended to be a recommendation for any particular course of action. Intertek does not accept a duty of care or any other responsibility to any person other than the Client in respect of this report and only accepts liability to the Client insofar as is expressly contained in the terms and conditions governing Intertek's provision of services to you. Intertek makes no warranties or representations either express or implied with respect to this report save as provided for in those terms and conditions. We have aimed to conduct the Review on a diligent and careful basis and we do not accept any liability to you for any loss arising out of or in connection with this report, in contract, tort, by statute or otherwise, except in the event of our gross negligence or willful misconduct.

Intertek

545 E Algonquin Road, Suite H
Arlington Heights, Illinois 60005
Telephone: 847-871-1020 Fax: 847-439-6156



AT-1348